



1200x
2400mm



www.mottogroup.in

we are...

One of the most dynamic & productive brands of the modern ceramic world that is brought to life by a visionary, Mr. Mahendra Fefar. Over the years the company has developed manyfold.

Since 2010- the inception year, to today we have expanded our reach to national & international arenas with a capillary presence in more than 37-40 countries with more than 1700 satisfied customers.

Finest skills clubbed with state-of-the-art technology have helped us to carve a niche, which is stamped by authorities as we are ISO 9001:2008 Certified. Overall the company has marked its position as the leading Manufacturer, Exporter and Supplier of the exquisite Marble Wall Tiles.

I N D E X

GLOSSY

- | | | | |
|----|--------------------|----|------------------|
| 11 | ANTIQUE CREMA | 24 | ARMANI BROWN |
| 12 | ARMANI CHOCO | 25 | AZUL LINOSA |
| 13 | BOTTOCHINO CLASSIC | 26 | BIANCO LUNESIS |
| 14 | BRECCIA BIEGE | 27 | BOSCO GREY |
| 15 | CARMEL BROWN | 28 | ESPRADA BROWN |
| 16 | CARMEL GREY | 29 | ESPRADA GREY |
| 17 | CRISTAL STATUARIO | 30 | GOLDEN WAVE |
| 18 | ORIENTA BIEGE | 31 | PORTORO BLACK |
| 19 | ORIENTA MOCA | 32 | SAINT LAUREN |
| 20 | STATUARIO CARBON | 33 | SCREPOLATO NERO |
| 21 | TEXTURES CREMA | 34 | SERREN COLLIN |
| 22 | VERSACE GOLD | 35 | SPIDER GREY |
| 23 | WILLIUM GREY | 36 | STATUARIO VENATO |

MATT

- | | | | |
|----|------------------|----|----------------|
| 37 | MONOLITH BIEGE | 39 | MONOLITH GRIS |
| 38 | MONOLITH CEMENTO | 40 | MONOLITH TAUPE |

- Lightweight
- Frost resistance
- 9mm thickness
- Flexural strength
- Wear & tear resistance
- Water proof surface
- Hygienic and scratch resistance surface
- Chemical resistance
- Resistance to UV rays
- Impact resistance
- Resistance to heat
- Stain resistance
- Natural Surfaces
- Glare Free Polish
- Gleaming Effect
- Soft To Touch

1200x2400mm



The Complete & Perfect Tiling Solutions



Italian technology



Flexible body

9 MM THICKNESS

Such an eccentric thickness makes varied applications possible. In our journey to become the most influential tile manufacturer ever, we have discovered many new characteristics of tiles including ASC products through extensive research. The tiles are exceptionally more durable. Lay them, shape up and customize a new world at your feet.





WALL & FLOOR




KITCHEN TABLES



COUNTERTOPS

WASHBASINS



RECEPTION TABLES



SHELVES AND FURNITURE




OUTDOOR DECORATION





OUTDOOR





ANTIQUE CREMA

1200x2400mm



ARMANI CHOCO



MOTTO
FUTURE SURFACES

1200x2400mm



BOTTOCHINO CLASSIC



MOTTO
FUTURE SURFACES

1200x2400mm



BRECCIA BIEGE



MOTTO
FUTURE SURFACES

1200x2400mm



CARMEL BROWN



MOTTO
FUTURE SURFACES


1200x2400mm



CARMEL GREY



1200x2400mm



CRISTAL STATUARIO



MOTTO
FUTURE SURFACES

1200x2400mm



ORIENTA BIEGE



MOTTO
FUTURE SURFACES

1200x2400mm




ORIENTA MOQA



MOTTO
FUTURE SURFACES

1200x2400mm



STATUARIO CARBON



MOTTO
FUTURE SURFACES

1200x2400mm



TEXTURES CREMA



MOTTO
FUTURE SURFACES

1200x2400mm



VERSACE GOLD



1200x2400mm



WILLIUM GREY CLASSIC



1200x2400mm



ARMANI BROWN



MOTTO
FUTURE SURFACES

1200x2400mm



AZUL LINOSA A&B
BOOKMATCH



1200x2400mm



BIANCO LUNESIS



MOTTO
FUTURE SURFACES

1200x2400mm



BOSCO GREY



MOTTO
FUTURE SURFACES

1200x2400mm



ESPRADA BROWN



1200x2400mm



ESPRADA GREY



MOTTO
FUTURE SURFACES

1200x2400mm




GOLDEN WAVE



MOTTO
FUTURE SURFACES

1200x2400mm




PORTORO BLACK



MOTTO
FUTURE SURFACES

1200x2400mm



SAINT LAUREN



MOTTO
FUTURE SURFACES

1200x2400mm




SCREPOLATO NERO



MOTTO
FUTURE SURFACES

1200x2400mm



SERREN COLLIN




MOTTO
FUTURE SURFACES

1200x2400mm



SPIDER GREY



1200x2400mm



STATUARIO VENATO



MOTTO
FUTURE SURFACES


1200x2400mm



MOTTO
FUTURE SURFACES

MONOLITH BEIGE
Matt

1200x2400mm




MONOLITH CEMENTO
Matt



MOTTO
FUTURE SURFACES

1200x2400mm



MONOLITH GRIS
Matt



MOTTO
FUTURE SURFACES

1200x2400mm



MONOLITH TAUPE
Matt



1200x2400mm

TECHNICAL SPECIFICATION

CHARACTERISTIC	STANDARD AS PER ISO-13006/En14411 GROUP	OUR VALUE	TEST METHOD
Regulatory Properties			
Deviation in Length & Width	±0.5%	±0.2%	ISO - 10545-2
Deviation in Thickness	±5.0%	±5.0%	ISO - 10545-2
Straightness of Sides	±0.5%	±0.2%	ISO - 10545-2
Rectangularity	±0.5%	±0.2%	ISO - 10545-2
Surface Flatness	±0.5%	±0.2%	ISO - 10545-2
Colour Difference	Unaltered	No Change	ISO - 10545-16
Glossiness	As per Mfg.	>90%	Glossmeter
Structural Properties			
Water Absorption	≤0.05%	≤0.05%	ISO - 10545-3
Apparent Density	>2.00 g/cc	>2.10 g/cc	DIN 51082
Massive Mechanical Properties			
Modulus of Repture	Min 35N/mm ²	Min 40N/mm ²	ISO - 10545-4
Breaking Strength	Min. 1300 N	Min. 2000 N	ISO - 10545-4
Impact Resistance	As per Mfg.	Min. 0.55	ISO - 10545-5
Surface Mechanical Properties			
Surface Abrasion Resistance	As per Mfg.	Min. class 3	ISO - 10545-7
Moh's Hardness	As per Mfg.	Min. class 4	EN 101
Thermo Hygrometric Properties			
Frost Resistance	No Damage	No Damage	ISO - 10545-12
Thermal Shock Resistance	No Damage	No Damage	ISO - 10545-09
Moisture Expansion	Nil	Nil	ISO - 10545-10
Thermal Expansion	Max. 9.0×10^{-6}	Max. 6.5×10^{-6}	ISO - 10545-08
Crazing Resistance	As per Mfg.	Min. 10 Cycle	ISO - 10545-11
Chemical Properties			
Chemical Resistance	No Damage	No Damage	ISO - 10545-13
Stain Resistance	Resistant	Resistant	ISO - 10545-14
Safety Properties			
Slip Resistance	As per Mfg.	>0.40	ISO - 10545-17
Fire Resistance	As per Mfg.	Fire Proof	N.A.

DISCLAIMER: Slim Tile Pvt. Ltd. reserves the right to delete & amend either totally or partially, any of the color, shapes, sizes, references and other technical specifications contained in this catalogue at anytime. The colors shows of tiles in this catalogue are purely illustrative and limited to printing process. Please refer actual sample before final selection. The details of sizes, colors, references should be verified for typographical errors. All complaints need to be reported within 10 days of purchase. It is suggested to check the tiles before purchase and laying as the company does not accept responsibility once the tiles are laid.

TECHNICAL FEATURES



PACKING DETAILS

DIMENSION (mm)	No of PC's/Box	SQUARE FEET	WEIGHT (APPROX)
1200 x 2400mm	1	31	62.90 Kgs

Slim Tile Pvt. Ltd.

8-A N. H., Sartanpar Road, At. Sartanpar,
Ta. Wankaner, Morbi - 363 621, Gujarat, India.
Email: info@mottogroup.in | www.mottogroup.in

Toll Free Number: 1800 123 2124 / +91 95123 800072

